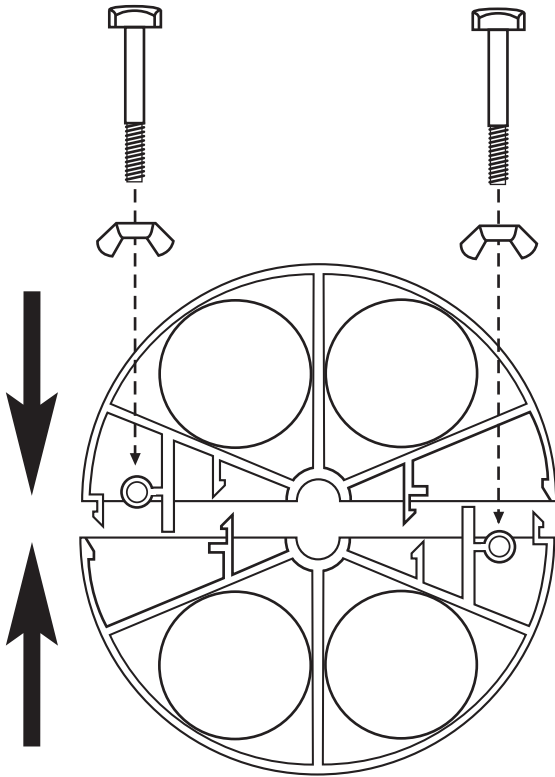


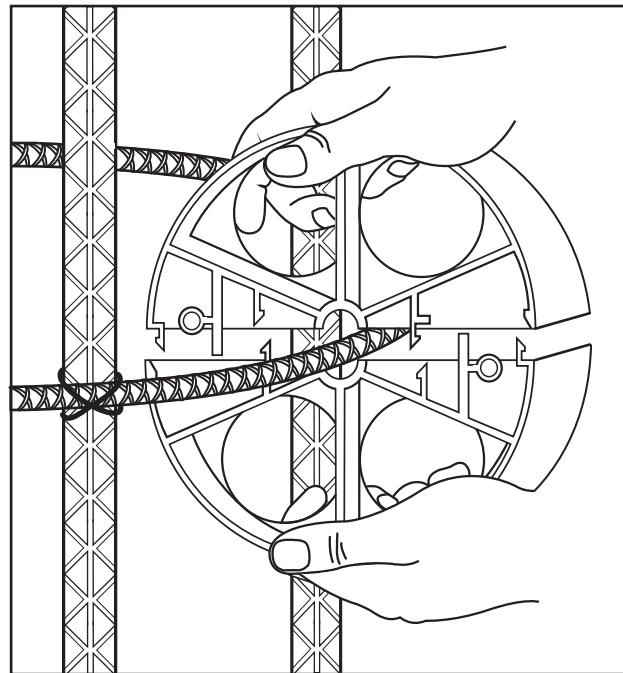
# SHAFTSPACER<sup>®</sup>

## SYSTEMS

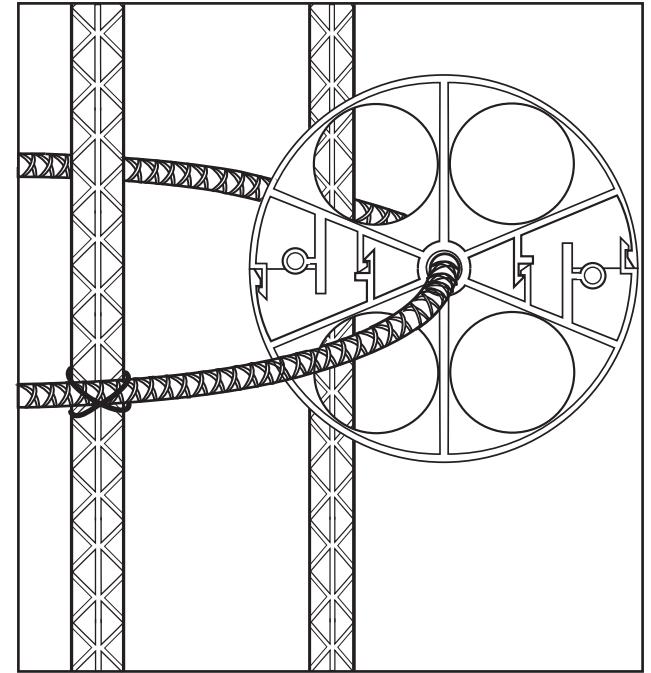
## INSTALLATION INSTRUCTIONS



1. Required parts.  
Bolts used for SS808 & SS612 models only.



2. Place spacer halves around exterior tie. Close spacer halves around exterior tie and push together to snap in place. Once together, insert a locking bolt into hole on each side of spacer and fasten in place with wingnut provided. Make sure wingnuts are finger tight in place.



3. Completed installation.

**SHAFTSPACER<sup>®</sup>**  
**SYSTEMS**

Manufactured and Marketed By:

**Foundation  
Technologies, Inc.<sup>®</sup>**

PO Box 491718, Lawrenceville, GA 30049  
1.800.773.2368 678.407.4640 FAX 678.407.4645  
[www.foundationtechnologies.com](http://www.foundationtechnologies.com)